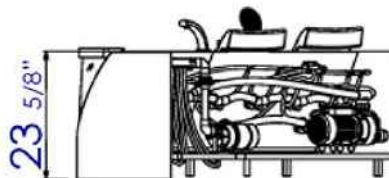
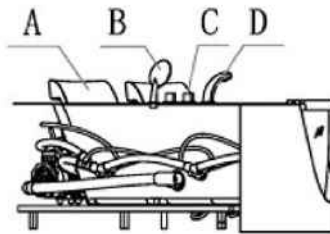
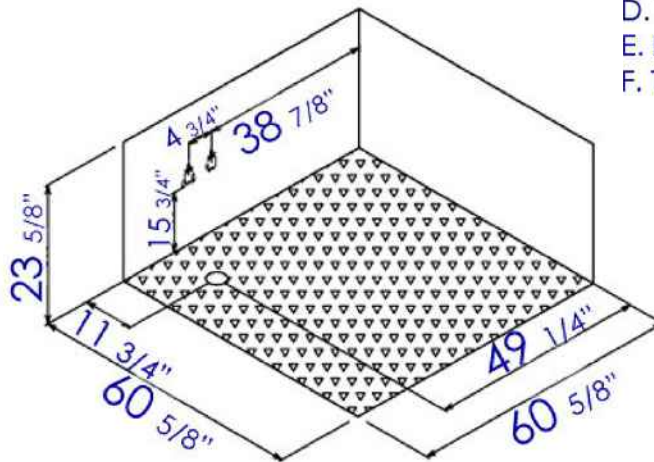


A B C D

- A. Pillow
- B. Hand Held Shower Head
- C. Valve
- D. Tub Filler
- E. Drain
- F. Touch Control Panel



Note: All product dimensions are approximate and should be verified on site prior to installation.