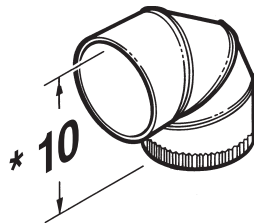


# ELBOWS

## ELBOWS

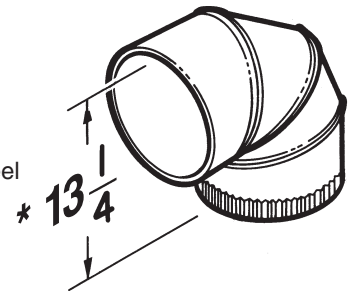
### Model 415

- 7" round
- Fully adjustable
- 30 GA. Galvanized steel construction



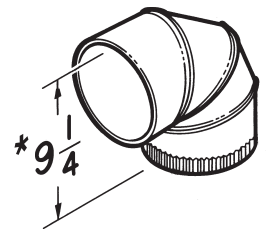
### Model 418

- 10" round
- Fully adjustable
- 30 GA. Galvanized steel construction



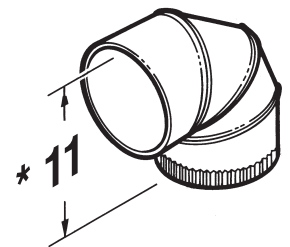
### Model 419

- 6" round
- Fully adjustable
- 30 GA. Galvanized steel construction



### Model 432

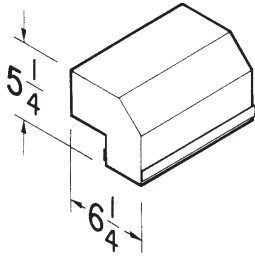
- 8" round
- Fully adjustable
- 30 GA. Galvanized steel construction



\* Dimensions at 90°

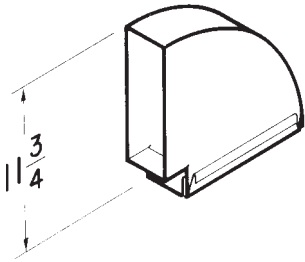
REFERENCE	QTY.	REMARKS	Project
			Location
			Architect
			Engineer
			Contractor
			Submitted by
			Date

**ELBOWS - CONT'D.**



**Model 428**

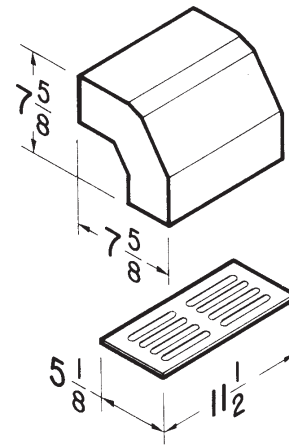
- $3 \frac{1}{4}$ " x 10" – Vertical
- 30 GA. Galvanized steel construction



**Model 429**

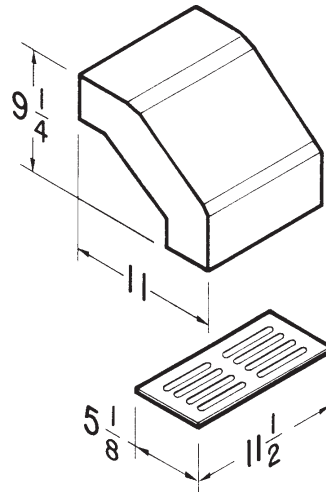
- $3 \frac{1}{4}$ " x 10" – Horizontal
- 30 GA. Galvanized steel construction

**EAVE ELBOWS**



**Model 430**

- $3 \frac{1}{4}$ " x 10" short eave elbow
- Includes backdraft damper and grille
- Black, electrically-bonded epoxy finish
- 20 ga. steel



**Model 431**

- $3 \frac{1}{4}$ " x 10" long eave elbow
- Includes backdraft damper and grille
- Black, electrically-bonded epoxy finish
- 20 ga. steel