

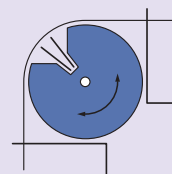
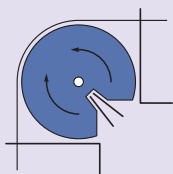
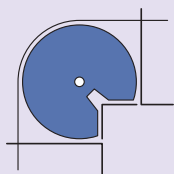
Corner Revolving System



SUZIE  TM

Accessible, Adjustable and Quiet

Movement Sequence of the 90° Folding Door Mechanism



Choice of Cabinet Design

Face Frame Inset



Face Frame Overlay



Frameless Overlay



Complete Corner Access You & Your Customer Will Love

soft&silent)))

Features:

- Easy operation of the revolving folding doors allows for complete access to the cabinet interior.
- Pre-assembled components and tool-free door mounting allow for quick installation.
- Shelves are quickly attached and easily removable for cleaning.
- Closing speed of doors is simply adjusted by a screwdriver without removal of the fitting.
- Mounting brackets attached to the center pole prevent sagging from the weight of the shelves.
- Dimensional door adjustment provides easy alignment.



Height Adjustment

Adjust the distance between the door and the countertop.



Side Adjustment

Adjust the door overlay.



Depth Adjustment

Align the doors to the cabinet face.