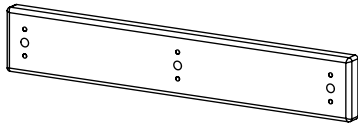
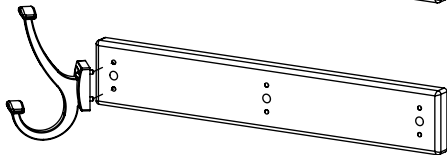


INSTALLING ON CLEAT

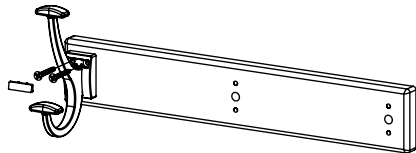
STEP 1: PREDRILL HOOK MOUNTING LOCATIONS ON CLEAT AS SHOWN



STEP 2: PRESS HOOKS INTO MOUNTING LOCATIONS ON CLEAT

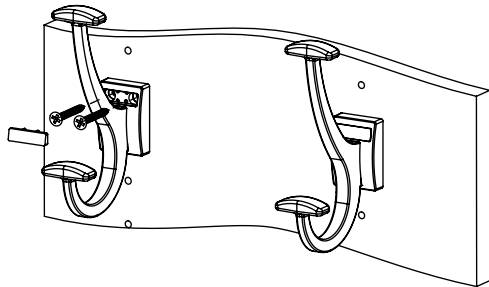


STEP 3: FIX HOOKS WITH TWO WOOD SCREWS AND FINISH WITH COVER CAP



INSTALLING ON PANEL

STEP 1: PRESS HOOKS INTO SYSTEM HOLES ON PANEL



STEP 2: FIX HOOKS WITH TWO WOOD SCREWS AND FINISH WITH COVER CAP