



# Two available sides on the sink

Provides two distinct work areas while encouraging interaction between users.

**SocialCorner layout**




**Standard layout**




# Easy circulation between kitchen zones

Improves work flow in the room by freeing up space designated for cooking, for example.

**SocialCorner layout**




**Standard layout**



# Optimized countertop surface

Maximizes available work space on the countertop thanks to its corner installation on the kitchen island.

**SocialCorner layout**



**Standard layout**

