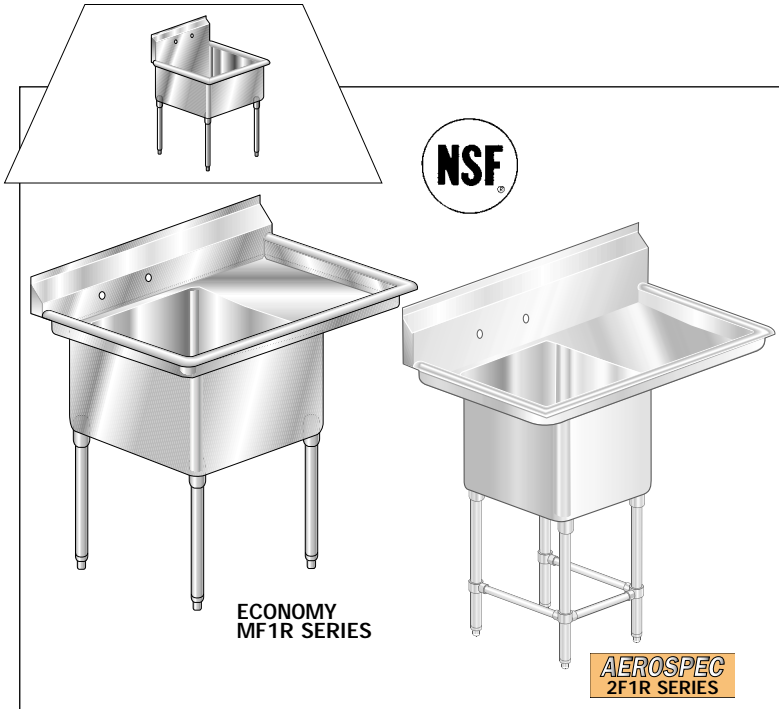


AERO

NSF SINKS

F1R SERIES, One Compartment with Right Drainboard



Item# _____ Project _____

Quantity	ECONOMY MF1 Model #	DELUX 3F1 Model #	AEROSPEC 2F1 Model #
21" WIDE			
_____	MF1-2116-18R	3F1-2116-18R	2F1-2116-18R
_____	MF1-2116-24R	3F1-2116-24R	2F1-2116-24R
_____	MF1-2116-30R	3F1-2116-30R	2F1-2116-30R
_____	MF1-2116-36R	3F1-2116-36R	2F1-2116-36R

20" WIDE			
_____	MF1-2020-20R	3F1-2020-20R	2F1-2020-20R
_____	MF1-2020-24R	3F1-2020-24R	2F1-2020-24R
_____	MF1-2020-30R	3F1-2020-30R	2F1-2020-30R
_____	MF1-2020-36R	3F1-2020-36R	2F1-2020-36R

24" WIDE			
_____	MF1-2418-18R	3F1-2418-18R	2F1-2418-18R
_____	MF1-2418-24R	3F1-2418-24R	2F1-2418-24R
_____	MF1-2418-30R	3F1-2418-30R	2F1-2418-30R
_____	MF1-2418-36R	3F1-2418-36R	2F1-2418-36R

24" WIDE			
_____	MF1-2424-18R	3F1-2424-18R	2F1-2424-18R
_____	MF1-2424-24R	3F1-2424-24R	2F1-2424-24R
_____	MF1-2424-30R	3F1-2424-30R	2F1-2424-30R
_____	MF1-2424-36R	3F1-2424-36R	2F1-2424-36R

30" WIDE			
_____	MF1-3020-20R	3F1-3020-20R	2F1-3020-20R
_____	MF1-3020-24R	3F1-3020-24R	2F1-3020-24R
_____	MF1-3020-30R	3F1-3020-30R	2F1-3020-30R
_____	MF1-3020-36R	3F1-3020-36R	2F1-3020-36R

MATERIAL

BODY

- MF -16 gauge 304 stainless steel bowl, 430 body.
- 3F -16 gauge 304 stainless steel.
- 2F -14 gauge 304 stainless steel. (AEROSPEC)

LEGS

- 1 1/2" O.D. 16 gauge 304 series stainless steel tubing, complete with 1" adjustable impact resistant white metal feet.

DESIGN FEATURES

- All sinks are fully cartoned.
- Easily assembled.
- Drainboards pitched 3/4" for positive drainage.

EXCLUSIVE AERO SAFETY EDGE

- Sink hemmed on the roll and backsplash to eliminate cuts from rough edges.

CONSTRUCTION

- **Exclusive 14" bowl depth on all models (consultant's spec).**
- **Custom style fabricated bowl for true gauge integrity.**
- All sinks have a 3/4" radius at all intersecting planes (consultant's spec).
- Stainless steel gusset is machine welded 360 deg. to a stainless steel triangular plate.
- Gusset plate is fully welded directly underneath the sink for support.
- Polished to a #4 blended finish.
- All sinks with drainboards 30" or longer equipped with 2 stainless steel 1 1/2" O.D. legs with stainless steel gussets and white metal feet.

PLUMBING

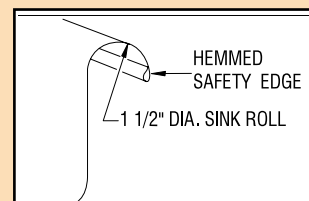
- Water supply is 1/2" hot and cold.
- Faucet holes are 8" o.c. (Faucets not included. See accessories).

AEROSPEC

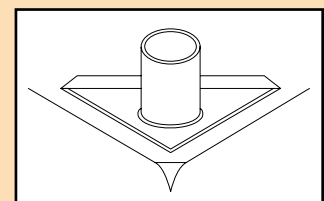
Includes all of the above and the following:

- Full 10" backsplash instead of standard 7".
- Stainless steel feet in lieu of white metal.
- Legs have stainless steel crossbracing with aluminum castings at all intersections.

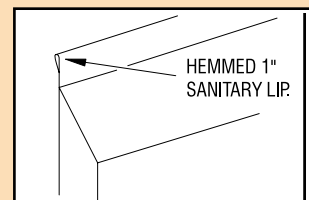
CUSTOM SIZES AVAILABLE



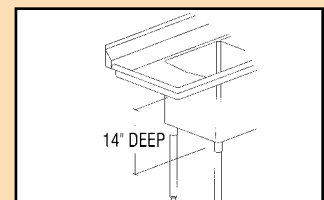
Exclusive
Aero Safety Edge



Fully Welded
Gusset Assembly



1" Sanitary Lip



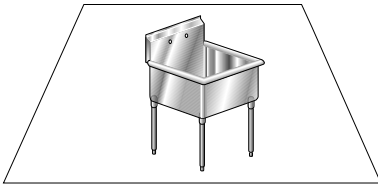
14" Custom-Style
Bowl

**CONSULTANT'S SPECS
AT PRODUCTION PRICES**

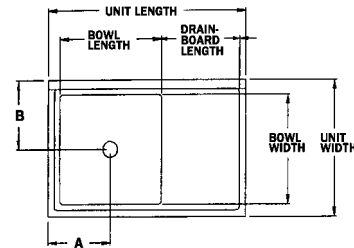
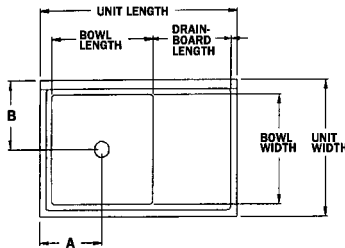
DIMENSIONAL SPECIFICATIONS

AERO

F1R SERIES, NSF Sinks, One Compartment, Right Drainboard

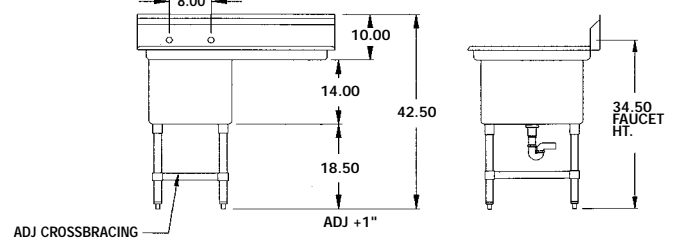
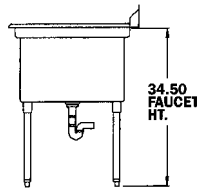
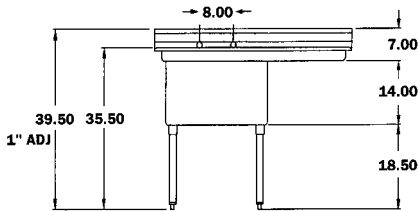


■ Supplied with stainless steel drain basket and strainer.



ECONOMY MF1R SERIES

AEROSPEC 2F1R SERIES



BOWL Width	BOWL Length	UNIT Width	UNIT Length	DRAIN BOARD Length	A Drain	B Drain	ECONOMY MF1 Model #	DELUX 3F1 Model #	AEROSPEC 2F1 Model #	Ship Weight	Cubic Feet	Sets, Faucet Holes
21" WIDE												
21	16	27	38.3	18	10.75	13.75	MF1-2116-18R	3F1-2116-18R	2F1-2116-18R	85	13	ONE
21	16	27	44.3	24	10.75	13.75	MF1-2116-24R	3F1-2116-24R	2F1-2116-24R	90	15	ONE
21	16	27	50.3	30	10.75	13.75	MF1-2116-30R	3F1-2116-30R	2F1-2116-30R	95	16	ONE
21	16	27	56.3	36	10.75	13.75	MF1-2116-36R	3F1-2116-36R	2F1-2116-36R	100	18	ONE

20" WIDE												
20	20	26	44.3	20	12.75	13.25	MF1-2020-20R	3F1-2020-20R	2F1-2020-20R	100	15	ONE
20	20	26	48.3	24	12.75	13.25	MF1-2020-24R	3F1-2020-24R	2F1-2020-24R	105	17	ONE
20	20	26	54.3	30	12.75	13.25	MF1-2020-30R	3F1-2020-30R	2F1-2020-30R	110	19	ONE
20	20	26	60.3	36	12.75	13.25	MF1-2020-36R	3F1-2020-36R	2F1-2020-36R	115	21	ONE

24" WIDE												
24	18	30	40.3	18	11.75	13.75	MF1-2418-18R	3F1-2418-18R	2F1-2418-18R	95	13	ONE
24	18	30	46.3	24	11.75	13.75	MF1-2418-24R	3F1-2418-24R	2F1-2418-24R	100	15	ONE
24	18	30	52.3	30	11.75	13.75	MF1-2418-30R	3F1-2418-30R	2F1-2418-30R	105	17	ONE
24	18	30	58.3	36	11.75	13.75	MF1-2418-36R	3F1-2418-36R	2F1-2418-36R	110	19	ONE

24" WIDE												
24	24	30	46.3	18	14.75	15.25	MF1-2424-18R	3F1-2424-18R	2F1-2424-18R	105	17	ONE
24	24	30	52.3	24	14.75	15.25	MF1-2424-24R	3F1-2424-24R	2F1-2424-24R	110	19	ONE
24	24	30	58.3	30	14.75	15.25	MF1-2424-30R	3F1-2424-30R	2F1-2424-30R	115	21	ONE
24	24	30	64.3	36	14.75	15.25	MF1-2424-36R	3F1-2424-36R	2F1-2424-36R	120	23	ONE

30" WIDE												
30	20	36	44.3	18	12.75	18.25	MF1-3020-20R	3F1-3020-20R	2F1-3020-20R	115	18	ONE
30	20	36	48.3	24	12.75	18.25	MF1-3020-24R	3F1-3020-24R	2F1-3020-24R	120	21	ONE
30	20	36	54.3	30	12.75	18.25	MF1-3020-30R	3F1-3020-30R	2F1-3020-30R	125	24	ONE
30	20	36	60.3	36	12.75	18.25	MF1-3020-36R	3F1-3020-36R	2F1-3020-36R	130	26	ONE