



## "S16MS" Machine Stands

w/ 16 Gauge Stainless Steel Work Top  
w/ Stainless Steel Base

**AUTOQUOTES**

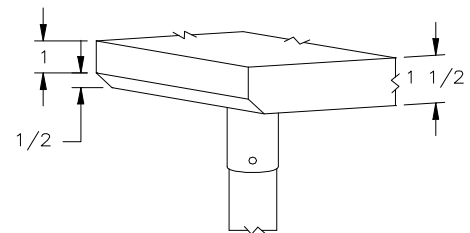


**16 GAUGE TOP w/ STAINLESS STEEL BASE**



### FEATURES:

- \* 16 Gauge Stainless Steel Top  
Type 300 stainless steel with # 4 polish, satin finish
- \* Reinforced with 1"x2" channel running entire length of table
- \* Galvanized Base and Bracing  
Type 300 stainless steel with # 4 polish, satin finish
- \* Bracing adjustable to desired height
- \* Adjustable bullet feet
- \* Shipped knocked-down, easy - to - assemble
- \* All models are approved by the National Sanitation Foundation and the U.S. Department of Agriculture.



STALLION  
SAFETY  
EDGE

### CONSTRUCTION:

Top: Stainless Steel Tops are TIG welded, Exposed welds are polished to match adjacent surface.

### MATERIAL:

Top: 16 gauge Stainless Steel  
Type 300 stainless steel with # 4 polish, satin finish

Bracing: 1 1/4" Round O.D. 18 gauge type 300 tubular stainless steel  
#4 polish, satin finish

Legs: 1 5/8" Round O.D., 16 gauge type 300 tubular stainless steel  
# 4 polish, satin finish

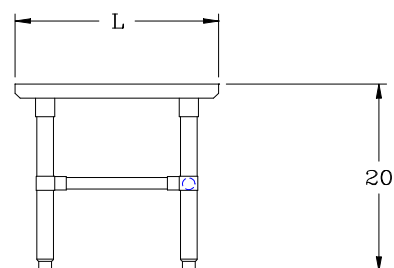
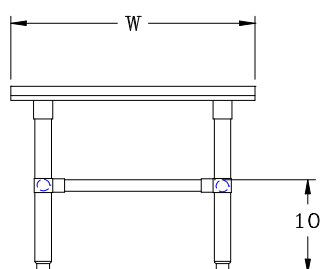
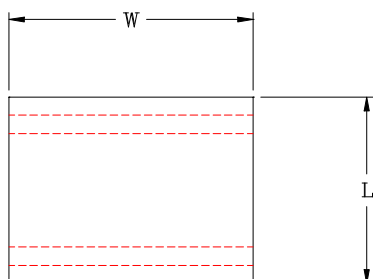
Gussets: Stainless Steel

Feet: 1" adjustable galvanized bullet feet

### OPTIONAL ACCESSORIES

	MODEL #	Qty
STAINLESS STEEL FEET		
WELDED SET-UP		

## DETAILED SPECIFICATIONS



All units ship unassembled for reduced shipping cost.

All dimensions are typical.

Tolerance +/- .500".

### 16 GAUGE TOP & BRACING

W	20" L	WT.	24" L	WT.	30" L	WT.
24	S16MS06	31	S16MS07	34		
30	S16MS08	36	S16MS09	38	S16MS10	42



July 2013

**John Boos** is constantly engaged in a program of improving products and therefore reserves the right to change specification without prior notice