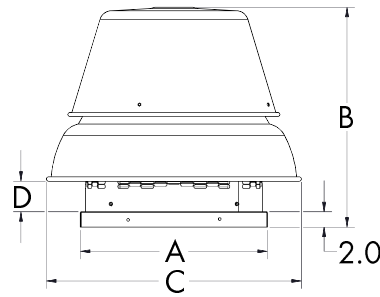
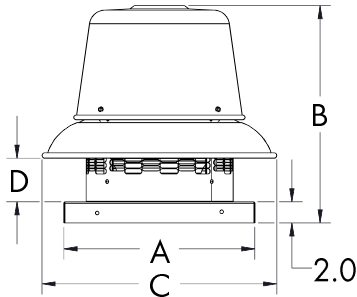




MODEL SDBD DIRECT DRIVE CENTRIFUGAL DOWNBLAST ROOF FANS

SDBD Sizes 6, 7, 8, & 10

SDBD Sizes 12, 14, 15, & 16




STANDARD FEATURES

- Exhaust air up to 4,980 CFM in high static pressure applications up to 1-3/4" w.g.
- Attractive spun aluminum exterior
- Direct drive units have low sound levels and quiet operation
- Curved non-overloading backward inclined wheel for efficiency at higher static pressures
- AMCA Air and Sound Licensed
- cULus 705 Listed

SDBDe FEATURES

- Centrifugal downblast roof fans with EC motors
- Ecowatt®



Size	A	B	C	D	Roof Opening	Curb O.D.	Damper O.D.	Approximate Weight (lbs)*
6	18	14 1/8	22 5/16	1 1/2	13 1/2	16 1/2	12	27
7	18	16 13/16	22 5/16	4 1/8	13 1/2	16 1/2	12	30
8	18	20 1/2	22 5/16	4 1/8	13 1/2	16 1/2	12	42
10	18	20 1/2	22 5/16	5 1/8	13 1/2	16 1/2	12	46
12	20	27 5/16	27 5/8	3 7/8	15 1/2	18 1/2	14	62
14	20	27 5/16	27 5/8	3 7/8	15 1/2	18 1/2	14	69
15	24	28	32 7/8	4	19 1/2	22 1/2	18	85
16	24	28	32 7/8	4	19 1/2	22 1/2	18	85

*Approximate unit weight includes the largest cataloged open drip proof motor, drives (if applicable), less crating.

FAN SPECIFICATIONS									MOTOR SPECIFICATIONS				
Line	Qty.	Model No.	Tag	CFM	SP	Fan RPM	BHP	Sones	HP	Volts	Phase	Hertz	Encl
1													
2													
3													
4													
5													

<input type="checkbox"/> ACCESSORY ITEMS	1	2	3	4	5	<input type="checkbox"/> ACCESSORY ITEMS	1	2	3	4	5
<input type="checkbox"/>						<input type="checkbox"/>					
<input type="checkbox"/>						<input type="checkbox"/>					
<input type="checkbox"/>						<input type="checkbox"/>					