

ReFresh RF10-160AC-ES24V

Submittal



RF10-160AC-ES24V



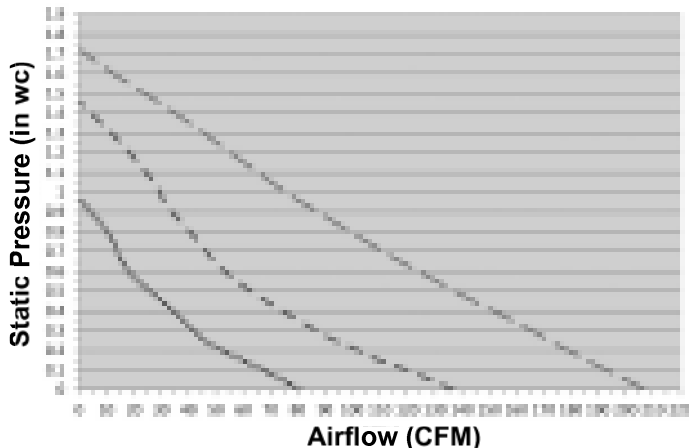
Specifications

- ES24V – Envirosense Ventilation Control mounted to outside of unit
- Galvanized, 26 ga., insulated housing
- 6" round duct connectors
- Integral backdraft damper
- Test port for easy air flow measurement
- 2" wide filter slot for optional 10 x 10 x 2" filters
- Integral mounting tabs allow mounting in any orientation'
- Backward inclined wheel
- Speed controllable, AC motor, 120V, 60 Hz
- 4 pole, permanently lubricated, thermally protected motor
- Internally mounted speed control to set required intake with high, medium, and low set points
- 6' power cord
- AMCA Air and Sound Licensed
- HVI Certified performance with and without optional MERV13 Filters
- cULus 507 Listed

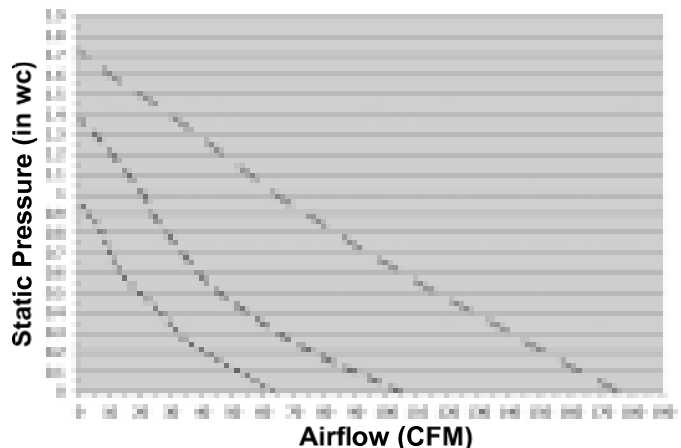
Options and Accessories

- 10 x 10 x 2" MERV8 or MERV13 filters
- ES24V – Envirosense Ventilation Control (loose)
- Steel backdraft dampers
- Motorized backdraft damper
- Duct heater

RF10-160AC, No Filter



RF10-160AC, MERV 13 Filter





HVI Certified Performance

Model	Speed Setting	Speed (RPM)	CFM @ Static Pressure (inches w.g.)								Amps @ .2" SP	Watts @ .2" SP	Efficacy (CFM/Watts) @ .2" SP
			0	.1	.15	.2	.25	.3	.4	.5			
RF10-160AC	LS	1630	81	58	48	40	33	26	16	-	0.46	36.2	1.5
	MS	2050	141	116	108	100	91	82	65	50	0.54	51.3	2.1
	HS	2600	203	186	178	170	163	156	143	130	0.61	72.5	2.5
RF10-160AC (With MERV 13 Filter)	LS	1640	54	42	36	30	25	20	13	-	0.47	36.4	1.2
	MS	2060	121	106	98	90	82	74	59	47	0.54	50.9	1.8
	HS	2590	172	160	155	150	144	139	127	114	0.61	72.5	2.2

Speed is Nominal.

AMCA Certified Performance

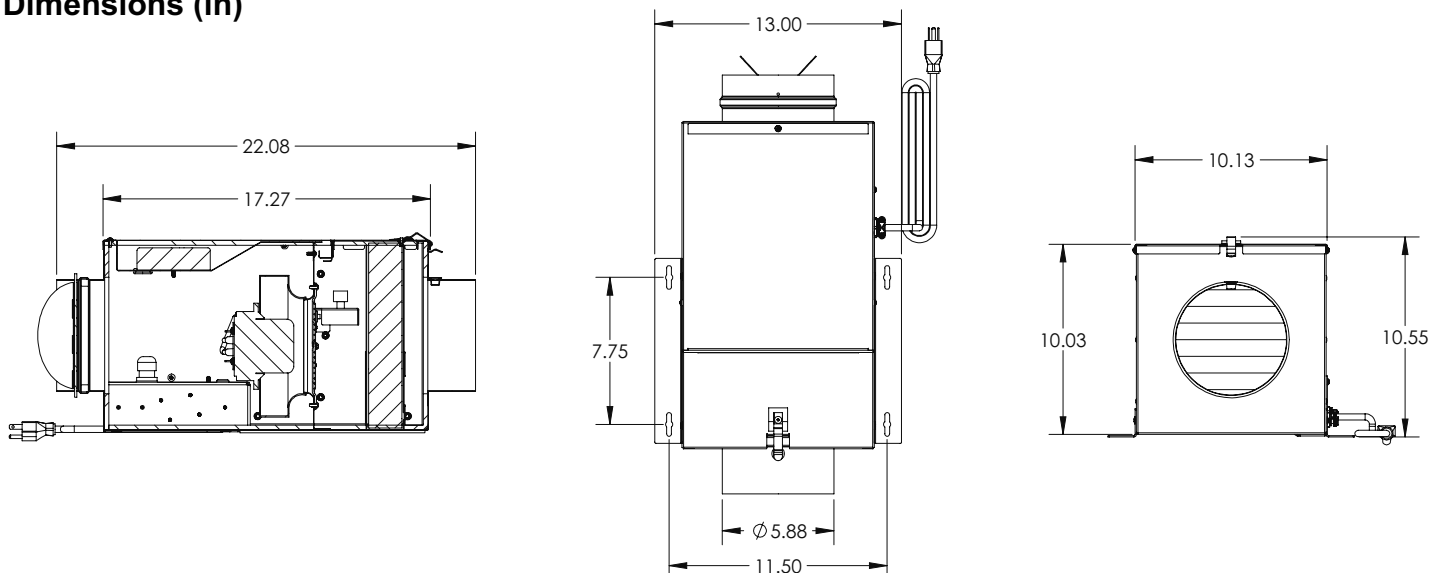
Model	Speed Setting	Speed (RPM)	CFM @ Static Pressure (inches w.g.)								Sones @ .2" SP	Amps @ .2" SP	Watts @ .2" SP
			0	.1	.15	.2	.25	.3	.4	.5			
RF10-160AC	LS	1510	81	60	52	45	38	32	25	17	2.1	0.46	33.6
	MS	1990	137	120	107	97	89	81	68	56	3.3	0.55	50.7
	HS	2540	208	196	188	180	172	163	148	134	5.2	0.61	70.9
RF10-160AC (With MERV 13 Filter)	LS	1600	63	52	46	40	35	32	26	19	2.3	0.46	34.3
	MS	2000	105	91	83	77	70	65	55	46	3.7	0.54	47.7
	HS	2570	175	163	157	151	145	140	128	116	5.1	0.61	71.6

Speed is Nominal. Performance certified is for installation type D: Ducted inlet, Ducted outlet. Performance ratings do not include the effects of appurtenances.



S&P USA Ventilation Systems, LLC., Div. of Soler & Palau Ventilation Group, certifies that the Models RF10 shown herein are licensed to bear the AMCA Seal. The ratings shown are based on test and procedures performed in accordance with AMCA Publication 211 and AMCA Publication 311 and comply with the requirement of the AMCA Certified Ratings Program.

Dimensions (in)





ES24V - Envirosense Ventilation Control **Submittal**

The ES24V control can be used with our RF-reFresh, TD-MIXVENT, TD-SILENT, PV-POWERVENT, or TR-ERVs. When paired with S&P fans the ES24V provides fully controllable fresh air into a residence. With three modes (Off, On, and Eco-Mode) the ES24V ensures compliance with today's outside air codes.



- “Off” allows for manual override as required by the code
- “On” allows for continuous operation
- “Eco-Mode” allows homeowner to set humidity and/or temperature minimum and maximums. When min and max are sensed the fan will not bring in outside air. When the outside air is within the min and max range the fan will operate at the set time limit or continuously to meet the code requirements, i.e. 15 minutes every 4-hours

Features

- Easy to read, back-lit LCD screen
- 24-volt control
- Simple setup with four-button interface
- Can be set to run supply fan continuously or intermittently or using Eco-Mode to turn fan off at set temperature/humidity
- Measures outdoor temperature to stop ventilation at adjustable high and low outdoor temperature lockouts
- Measures outdoor humidity to stop ventilation at adjustable high and low humidity lockouts
- Control programming maintains ASHRAE 62.2-2010 even during high and low temperature limit lockouts
- Installation flexibility – ability to override humidity and temperature control
- Inputs for optional duct heater and motorized damper

Dimensions

