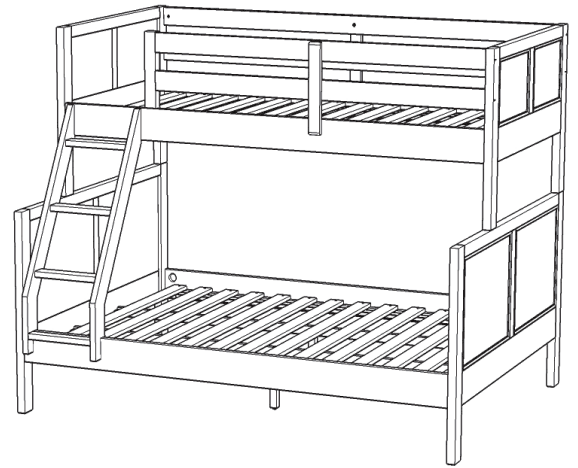


# Bunk Bed




## IMPORTANT

Carefully remove all the parts from the carton and place them individually on a soft cloth to prevent scratches or other damage.


Carefully and strictly follow these assembly instructions to ensure a completed product as designed.

Do not use power tools above 8 volts to assemble.

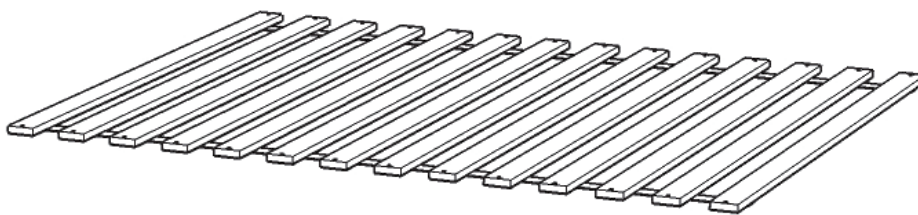
## Part List



A.  
Lower End Panel  
1 pc.



B.  
Lower End Panel  
1 pc.



C.  
Lower Slats  
1 pc.

For assembly see instructions in carton 20 05530 0553.