



Part # TRC-14CR

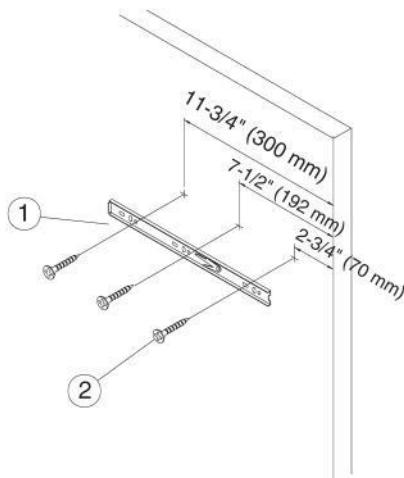
Tie Rack Installation

No.	Quantity	Description
①	1 set	Slides
②	3 pcs	Wood screws
③	1 set	Tie Rack

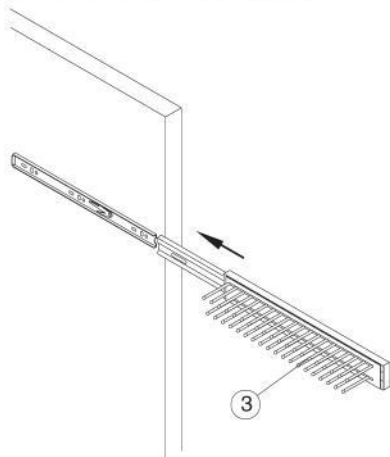
Notes:

1. Pay attention to the direction of slide member to avoid the mistake of assembly.
2. The minimum required depth of the cabinet is 14" (356 mm).
3. Avoid using acid or corrosive cleaner to wipe the product.

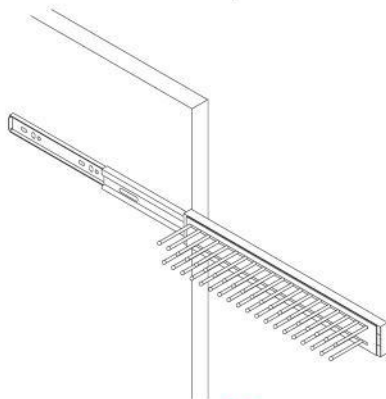
1. According to the dimension, mount the slide member to the side of cabinet.



2. Connect Tie Rack with the slide.



3. Your installation is complete.



an **SefaCo.** Store
1-877-275-9111