

**12VDC****NEW!**

White Tunable FlexTape®

3W/ft.
(9.8W/m)**345 Lumens**
per ft.
(1132 per meter)

Changing your light source's color temperature is easy with Tresco® White Tunable CCT FlexTape® lighting solution. Select between warmer lighting that highlights natural wood grains and earth tones or cool lighting to highlight whites; perfect for cabinet, task or accent lighting and store fixtures. The low profile and adhesive 3M™ backing give this LED lighting solution the versatility to install in a multitude of places. Eliminate the guesswork and get the LED that pairs perfectly with your general lighting and overall design.

Features:

115° beam angle

High output (345 lumens per ft.)

White tunable from 2700K-6500K

Sold in 16.4' (5 m) roll

Cuttable every 1" (25 mm)

No soldering required – simple FlexConnect connectors (sold separately)

Precision tunable remote controls (sold separately)

Typical Applications:

Under Cabinet

Interior Cabinets

Accent Lighting

Displays

Task Lighting

Store fixtures

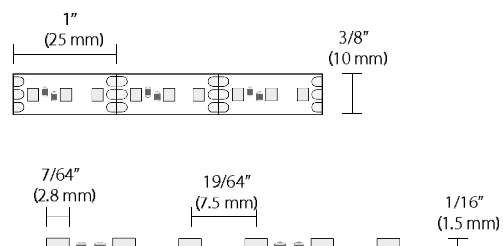
Toe kick

Soffit

Backlighting



Dimensions:



White Tunable FlexTape® can be used as a DIY option for flush and recessed Infinix. For other profiles, must be custom ordered.

Cuttable every
1" (25 mm)

2700K



3500K



6500K

Eliminate the guesswork and get the LED that pairs perfectly with your general lighting and overall design.

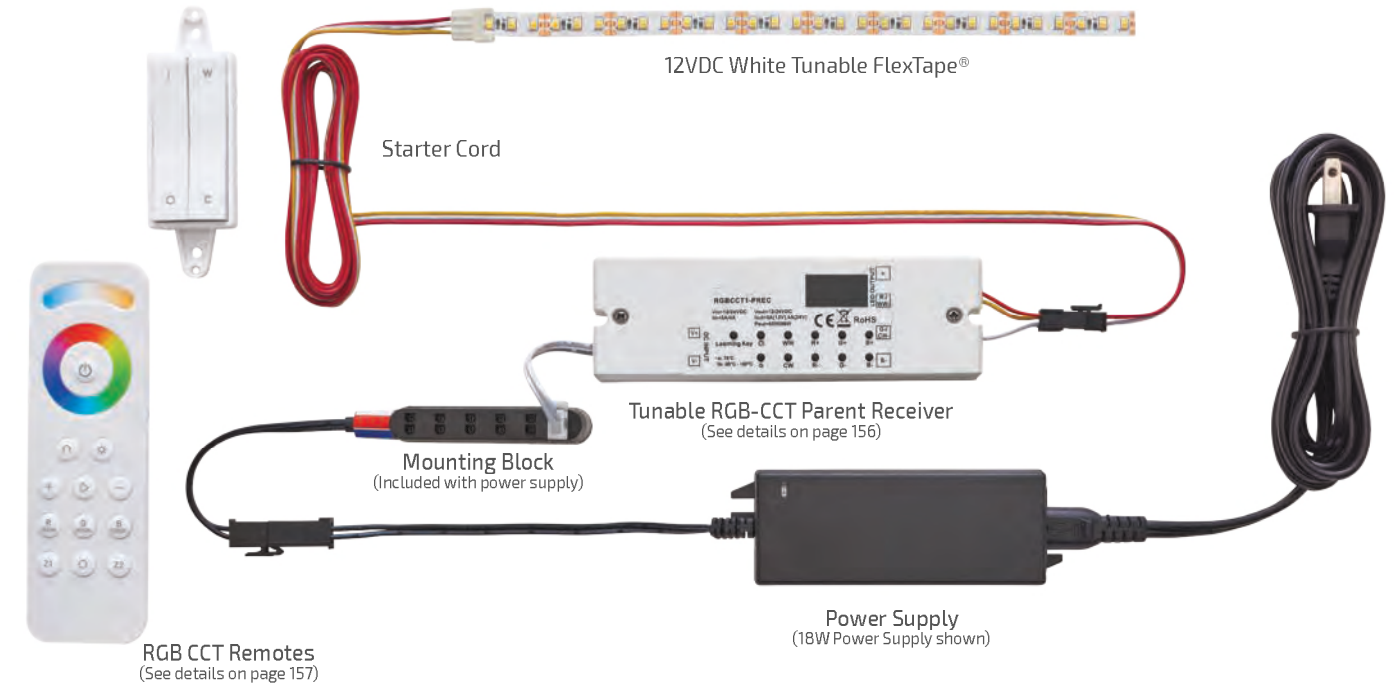


No soldering required – simple FlexConnect connectors (sold separately)



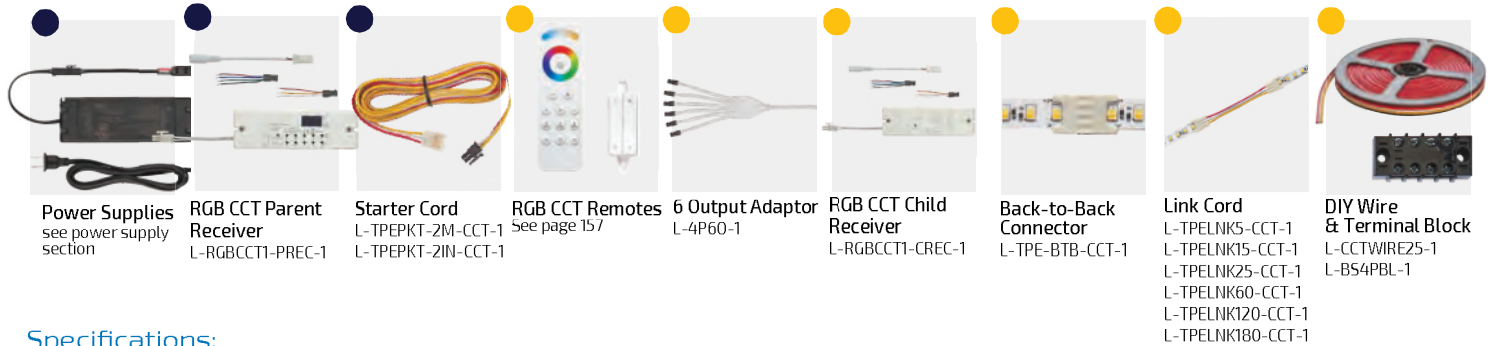
Strong 300 LSE 3M™ adhesive backing

Typical Setup:


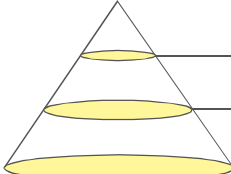



- Required
- Optional

Accessories:



Specifications:

Wattage	Lumens	Efficacy (lm/W)	Input Voltage	Diode Life	Max Per Power Supply 60W	Max Continuous Run	Mounting	Warranty	Beam Angle												
3W/ft. (9.8W/m)	345 per ft. (1132 per m)	115	12VDC	50,000 Hours	20' (6 m)	16.4' (5 m)	Surface	5 Year													
Photometric Data					Color Temperature																
 <table><thead><tr><th>Height</th><th>Light Output</th><th>Beam Area</th></tr></thead><tbody><tr><td>1ft (.3 m)</td><td>114Fc (1227lx)</td><td>3.2ft L x 3ft W (.97 m L x .91 m W)</td></tr><tr><td>3ft (.9 m)</td><td>12.7Fc (136.7lx)</td><td>9.7ft L x 9ft W (2.9 m L x 2.7 m W)</td></tr><tr><td>6ft (1.8 m)</td><td>3.17Fc (34.1lx)</td><td>19.4ft L x 18.1ft W (5.9 m L x 5.5 m W)</td></tr></tbody></table> <p>L-FLXTPE-12CCT-1 Tested at 4600K</p>					Height	Light Output	Beam Area	1ft (.3 m)	114Fc (1227lx)	3.2ft L x 3ft W (.97 m L x .91 m W)	3ft (.9 m)	12.7Fc (136.7lx)	9.7ft L x 9ft W (2.9 m L x 2.7 m W)	6ft (1.8 m)	3.17Fc (34.1lx)	19.4ft L x 18.1ft W (5.9 m L x 5.5 m W)	 <p>Warm White Warm to Neutral Cool White Daylight</p> <p>2700K 3000K 4500K 5500K 6500K</p> <p>Warm (2700K) Daylight (6500K)</p>				
Height	Light Output	Beam Area																			
1ft (.3 m)	114Fc (1227lx)	3.2ft L x 3ft W (.97 m L x .91 m W)																			
3ft (.9 m)	12.7Fc (136.7lx)	9.7ft L x 9ft W (2.9 m L x 2.7 m W)																			
6ft (1.8 m)	3.17Fc (34.1lx)	19.4ft L x 18.1ft W (5.9 m L x 5.5 m W)																			

**24VDC****NEW!**

White Tunable FlexTape®

3W/ft.
(9.8W/m)**345 Lumens**
per ft.
(1132 per meter)

Changing your light source's color temperature is easy with Tresco® White Tunable CCT FlexTape® lighting solution. Select between warmer lighting that highlights natural wood grains and earth tones or cool lighting to highlight whites; perfect for cabinet, task or accent lighting and store fixtures. The low profile and adhesive 3M™ backing give this LED lighting solution the versatility to install in a multitude of places. Eliminate the guesswork and get the LED that pairs perfectly with your general lighting and overall design.

Features:

115° beam angle

High output (345 lumens per ft.)

White tunable from 2700K-6500K

Sold in 16.4' (5 m) roll

Cuttable every 2" (50 mm)

No soldering required – simple FlexConnect connectors (sold separately)

Precision tunable remote controls (sold separately)

Typical Applications:

Under Cabinet

Interior Cabinets

Accent Lighting

Displays

Task Lighting

Store fixtures

Toe kick

Soffit

Backlighting

Cuttable every
2"
(50 mm)

2700K



3500K



6500K

Eliminate the guesswork and get the LED that pairs perfectly with your general lighting and overall design.



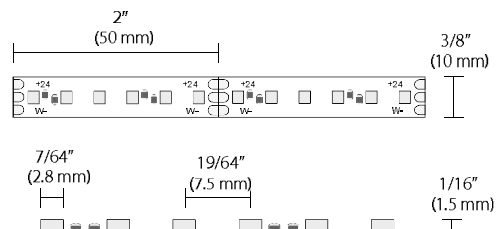
No soldering required – simple FlexConnect connectors (sold separately)



Strong 300 LSE 3M™ adhesive backing




Dimensions:




White Tunable FlexTape® can be used as a DIY option for flush and recessed Infinex. For other profiles, must be custom ordered.


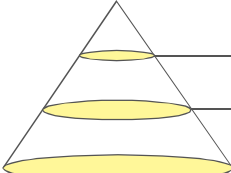

Typical Setup:



Accessories:



Specifications:

Wattage	Lumens	Efficacy (lm/W)	Input Voltage	Diode Life	Max Per Power Supply 96W	Max Continuous Run	Mounting	Warranty	Beam Angle												
3W/ft. (9.8W/m)	345 per ft. (1132 per m)	115	24VDC	50,000 Hours	30' (9m)	16.4' (5 m)	Surface	5 Year													
Photometric Data					Color Temperature																
 <table><thead><tr><th>Height</th><th>Light Output</th><th>Beam Area</th></tr></thead><tbody><tr><td>1ft (.3 m)</td><td>114Fc (1227lx)</td><td>3.2ft L x 3ft W (.97 m L x .91 m W)</td></tr><tr><td>3ft (.9 m)</td><td>12.7Fc (136.7lx)</td><td>9.7ft L x 9ft W (2.9 m L x 2.7 m W)</td></tr><tr><td>6ft (1.8 m)</td><td>3.17Fc (34.1lx)</td><td>19.4ft L x 18.1ft W (5.9 m L x 5.5 m W)</td></tr></tbody></table> <p>L-FLXTPE-24CCT-1 Tested at 4600K</p>					Height	Light Output	Beam Area	1ft (.3 m)	114Fc (1227lx)	3.2ft L x 3ft W (.97 m L x .91 m W)	3ft (.9 m)	12.7Fc (136.7lx)	9.7ft L x 9ft W (2.9 m L x 2.7 m W)	6ft (1.8 m)	3.17Fc (34.1lx)	19.4ft L x 18.1ft W (5.9 m L x 5.5 m W)	 <p>Warm White Warm to Neutral Cool White Daylight</p> <p>2700K 3000K 4500K 5500K 6500K</p> <p>Warm (2700K) Daylight (6500K)</p>				
Height	Light Output	Beam Area																			
1ft (.3 m)	114Fc (1227lx)	3.2ft L x 3ft W (.97 m L x .91 m W)																			
3ft (.9 m)	12.7Fc (136.7lx)	9.7ft L x 9ft W (2.9 m L x 2.7 m W)																			
6ft (1.8 m)	3.17Fc (34.1lx)	19.4ft L x 18.1ft W (5.9 m L x 5.5 m W)																			