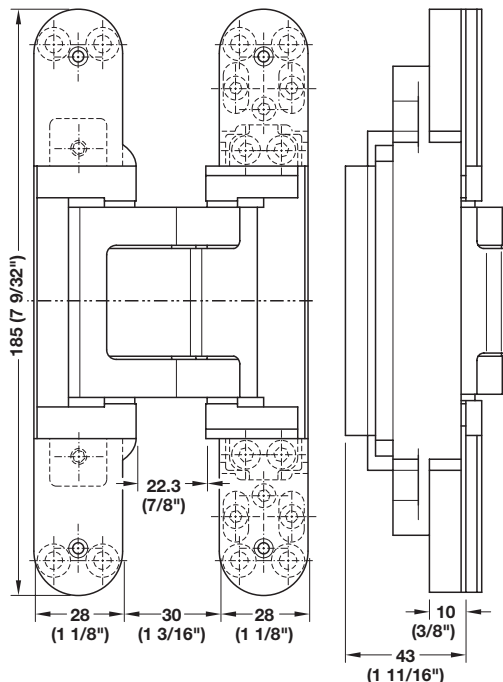


TECTUS

- Used in door frames made out of hollow metal or wood in flush interior doors
- Suitable for left and right hand applications



TE 541 3D FVZ

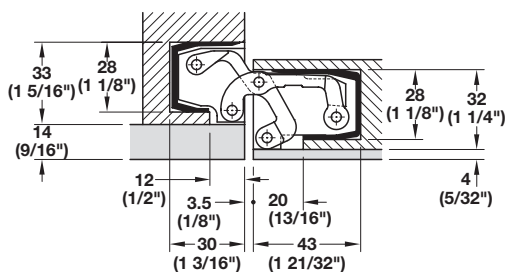
- Door weight: ≤ 100 kg (220 lbs.)
- Door thickness: ≥ 40 mm (1 9/16")
- Opening angle: $\leq 180^\circ$
- Router bit \varnothing : 24 mm (15/16")
- Router guide \varnothing : 30 mm (1 3/16")
- Adjustment: three-dimensionally adjustable:
 Height and Width: ± 3 mm (1/8")
 Depth: ± 1.0 mm (1/16")

Material: Covers: Steel; Link: Aluminium

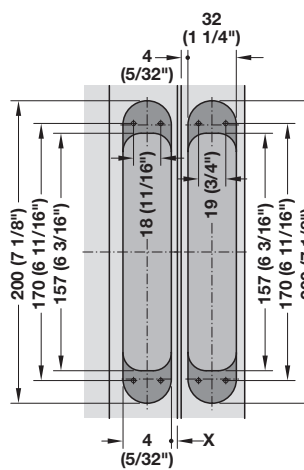
Finish	Item No.
satin chrome colored	924.19.019
stainless steel effect	924.19.010

4

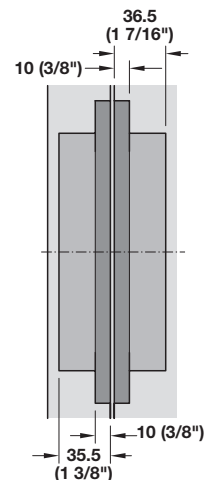
Installation



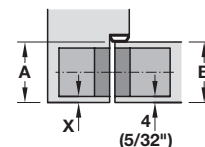
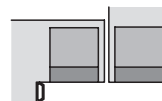
Offset frame



Routing pattern
 Block frame, frame



Routing pattern
 Block frame, door



Dimensions in mm
 Inches are approximate

Mounting plates page 4.25
 Receiving elements page 4.26

Dimensional data not binding. We reserve the right to alter specifications without notice.