


## Savino Vanity 24" | 30" | 36" | 48" | 60" Double


This Shaker-style vanity features clean lines and square knobs. The Grey finish is complemented by the Carrara-look Engineered Marble top. The White finish coordinates with the White and Black Engineered Marble top. Maximized storage features include large cabinets with adjustable shelves, a pullout drawer inside the cabinet, tipout storage space with stainless steel tray below the sink, and additional fully functional drawers on larger units.



### Finishes:



Grey with Carrara-look Engineered Marble top



White with White & Black Engineered Marble top

### Features:

- » Sizes: 24", 30", 36", 48" and 60" double
- » Satin Nickel or Matte Black knobs
- » Large open cabinet with adjustable shelf and bottom pullout drawer
- » Tipout storage with removable stainless steel tray under sink
- » Integrated soft-close concealed hinges
- » Fully functional drawers with full extension soft-close slides
- » Available with or without top preinstalled, 4" tall backsplash included with tops
- » Faucet holes cut for 8" spread, faucet not included

# Savino Vanity 24" | 30" | 36" | 48" | 60" Double

24" single bowl



FINISH	VANITY	MIRROR	TOP	HARDWARE
Grey	<b>VN-SAV-24-GR-EC</b> 24" x 22" x 36" <b>VN-SAV-24-GR-NT (no top)</b> 23" x 21-1/2" x 35"	<b>MIR102-24</b> 22" x 34"	1" Carrara-look Engineered Marble top with 8" widespead faucet holes, 18-1/2" x 11-3/8" white rectangular porcelain bowl (H8910WH)	Satin Nickel
White	<b>VN-SAV-24-WH-WB</b> 24" x 22" x 36" <b>VN-SAV-24-WH-NT (no top)</b> 23" x 21-1/2" x 35"	<b>MIR105-24</b> 22" x 34"	1" White & Black Engineered Marble top with 8" widespead faucet holes, 18-1/2" x 11-3/8" white rectangular porcelain bowl (H8910WH)	Matte Black

30" single bowl



FINISH	VANITY	MIRROR	TOP	HARDWARE
Grey	<b>VN-SAV-30-GR-EC</b> 30" x 22" x 36" <b>VN-SAV-30-GR-NT (no top)</b> 29" x 21-1/2" x 35"	<b>MIR102-24</b> 22" x 34"	1" Carrara-look Engineered Marble top with 8" widespead faucet holes, 18-1/2" x 11-3/8" white rectangular porcelain bowl (H8910WH)	Satin Nickel
White	<b>VN-SAV-30-WH-WB</b> 30" x 22" x 36" <b>VN-SAV-30-WH-NT (no top)</b> 29" x 21-1/2" x 35"	<b>MIR105-24</b> 22" x 34"	1" White & Black Engineered Marble top with 8" widespead faucet holes, 18-1/2" x 11-3/8" white rectangular porcelain bowl (H8910WH)	Matte Black



# Savino Vanity 24" | 30" | 36" | 48" | 60" Double

36" single bowl





VN-SAV-36-GR-EC



VN-SAV-36-WH-WB



FINISH	VANITY	MIRROR	TOP	HARDWARE
 Grey	<b>VN-SAV-36-GR-EC</b> 36" x 22" x 36" <b>VN-SAV-36-GR-NT (no top)</b> 35" x 21-1/2" x 35"	<b>MIR102-30</b> 28" x 34"	1" Carrara-look Engineered Marble top with 8" widespade faucet holes, 18-1/2" x 11-3/8" white rectangular porcelain bowl (H8910WH)	Satin Nickel
 White	<b>VN-SAV-36-WH-WB</b> 36" x 22" x 36" <b>VN-SAV-36-WH-NT (no top)</b> 35" x 21-1/2" x 35"	<b>MIR105-30</b> 28" x 34"	1" White & Black Engineered Marble top with 8" widespade faucet holes, 18-1/2" x 11-3/8" white rectangular porcelain bowl (H8910WH)	Matte Black



48" single bowl



VN-SAV-48-GR-EC



VN-SAV-48-WH-WB

FINISH	VANITY	MIRROR	TOP	HARDWARE
 Grey	<b>VN-SAV-48-GR-EC</b> 48" x 22" x 36" <b>VN-SAV-48-GR-NT (no top)</b> 47" x 21-1/2" x 35"	<b>MIR102-D</b> 40" x 34"	1" Carrara-look Engineered Marble top with 8" widespade faucet holes, 18-1/2" x 11-3/8" white rectangular porcelain bowl (H8910WH)	Satin Nickel
 White	<b>VN-SAV-48-WH-WB</b> 48" x 22" x 36" <b>VN-SAV-48-WH-NT (no top)</b> 47" x 21-1/2" x 35"	<b>MIR105-D</b> 40" x 34"	1" White & Black Engineered Marble top with 8" widespade faucet holes, 18-1/2" x 11-3/8" white rectangular porcelain bowl (H8910WH)	Matte Black

# Savino Vanity 24" | 30" | 36" | 48" | 60" Double



60" double bowl



VN-SAV-60-GR-EC



VN-SAV-60-WH-WB

FINISH	VANITY	MIRROR	TOP	HARDWARE
 Grey	<b>VN-SAV-60-GR-EC</b> 60 x 22" x 36" <b>VN-SAV-60-GR-NT (no top)</b> 59" x 21-1/2" x 35"	<b>MIR102-24</b> 22" x 34"	1" Carrara-look Engineered Marble top with 8" widespade faucet holes, 18-1/2" x 11-3/8" white rectangular porcelain bowl (H8910WH)	Satin Nickel
 White	<b>VN-SAV-60-WH-WB</b> 60 x 22" x 36" <b>VN-SAV-60-WH-NT (no top)</b> 59" x 21-1/2" x 35"	<b>MIR105-24</b> 22" x 34"	1" White & Black Engineered Marble top with 8" widespade faucet holes, 18-1/2" x 11-3/8" white rectangular porcelain bowl (H8910WH)	Matte Black

Maximized storage



Tipout storage with easy-to-clean removable stainless steel trays

Available without top



**Coordinating Hardware:**  
Jeffrey Alexander Annadale 435SN or 435MB