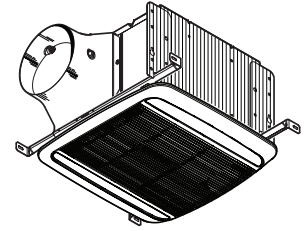


MODEL QTXE110150DCL QT DC SERIES FAN/LIGHT



DESCRIPTION

BLOWER:

- Plug-in, permanently lubricated, brushless DC motor - engineered for continuous operation
- Dynamically balanced centrifugal blower wheel for quiet, efficient performance
- Low RPM for quiet operation
- Airflow-smoothing baffles reduce turbulence
- Selectable setting of 110, 130 or 150 CFM

HOUSING:

- Rugged, galvanized steel construction
- Metal, 6" round damper/duct connector with no metallic clatter
- 7-5/8" height allows for 2" x 8" ceiling installations
- Sturdy, easy, four-point mounting directly to joist
- Includes unique, patented spacer for mounting to engineered "I" joists
- Includes hanger bars to position housing anywhere between 16" to 24" on-center joists

LIGHTING / GRILLE:

- Highly efficient, 18 watts, integrated LED, dimmable
- LED lasts up to 25,000 hours
- 3000K, 92 CRI, 1179 Lumens
- Unique, low profile design for wide light pattern
- Even lens diffusion eliminates hotspots

TO OPERATE FAN AND LIGHT:

- Use only an ON/OFF or timer switch to operate the fan.
- Use only an ON/OFF switch, timer switch or relay-switch to operate the LED light.
- The LED light can be used with some dimmable switches (see at right).
- Both the fan and LED light can be put on one switch.

DIMMING CONTROLS :

- May not be compatible with all dimmer controls.
- Each application is unique and various factors such as load, common neutrals or other electrical products on the circuit can, in certain instances, cause variance in system performance.
- Dimmer model numbers vary slightly depending on color, packaging type, etc. such that variations of model numbers may be suitable. Consult dimming system manufacturer for additional support in operation. For a list of compatible controls, see broan.com.

U.L. Listed for use over bathtubs and showers when connected to a GFCI protected branch circuit (ceiling mount only).

U.L. Listed for use in insulated ceilings (Type IC).

3-Year Warranty



REFERENCE	QTY.	REMARKS	Project
			Location
			Architect
			Engineer
			Contractor
			Submitted by Date

PERFORMANCE RATINGS

MODEL QTXE110150DCL QT DC SERIES FAN/LIGHT

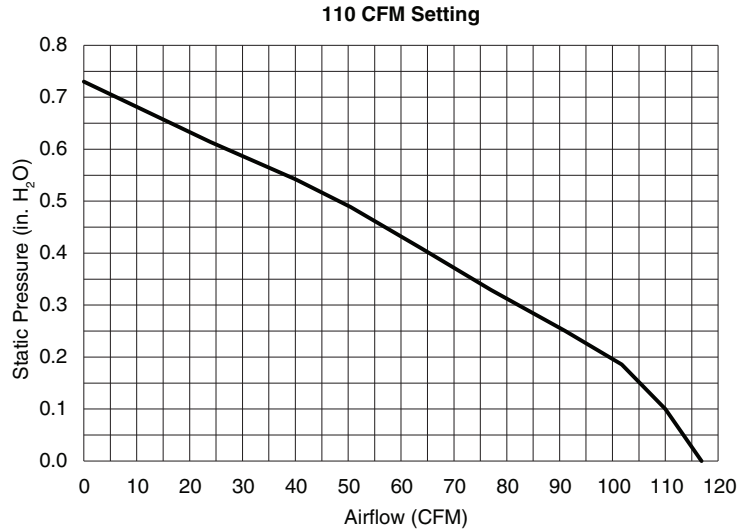
HVI PERFORMANCE

Speed Setting	Static Pressure (in. H ₂ O)	Airflow (CFM)	Sound (Sones)	Power (Watts)	Efficacy (CFM/W)
110	0.1	110	< 0.3	8.3	13.8
	0.25	91	0.9	12.0	7.9
130	0.1	130	0.4	10.3	12.8
	0.25	130	1.2	17.7	7.4
150	0.1	150	0.7	13.9	11.0
	0.25	144	1.4	21.1	6.9



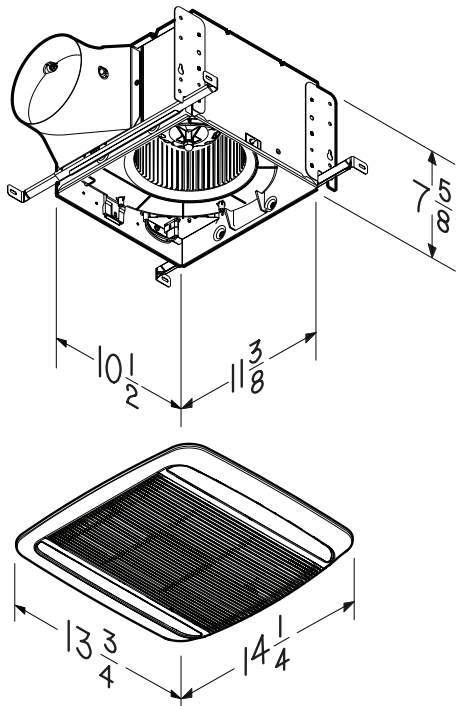
HVI-2100 CERTIFIED RATINGS comply with new testing technologies and procedures prescribed by the Home Ventilating Institute, for off-the-shelf products, as they are available to consumers. Product performance is rated at 0.1 in. static pressure, based on tests conducted in a state-of-the-art test laboratory. Sones are a measure of humanly-perceived loudness, based on laboratory measurements.

AIR FLOW PERFORMANCE



ELECTRICAL & WEIGHT

Volts	Hz	Amps	Shipping Weight
120	60	0.5	13.4 lb.



NOTE: DIMENSIONS SHOWN ARE IN INCHES.

