



Part # PSC Series

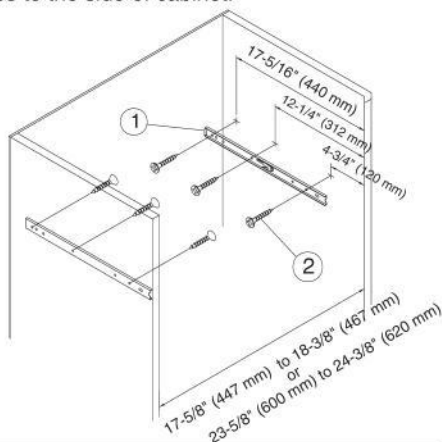
Pull-out Pants Rack Installation

No.	Quantity	Description
①	1 set	Slides
②	6 pcs	Wood screws
③	1 set	Pants Rack

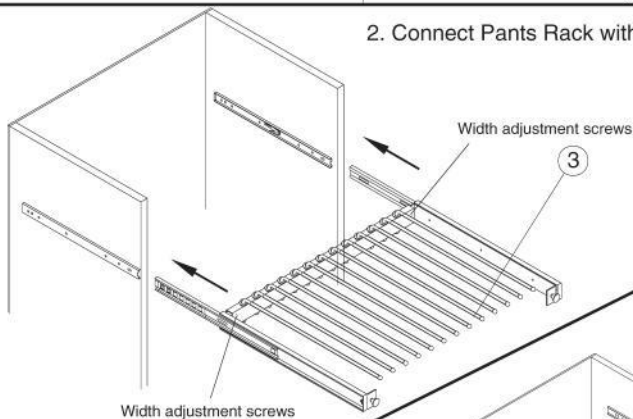
Notes:

1. Pay attention to the direction of slide member to avoid the mistake of assembly.
2. The minimum required depth of the cabinet is 18" (457 mm).
3. Avoid using acid or corrosive cleaner to wipe the product.

1. According to the dimension, mount the slides to the side of cabinet.

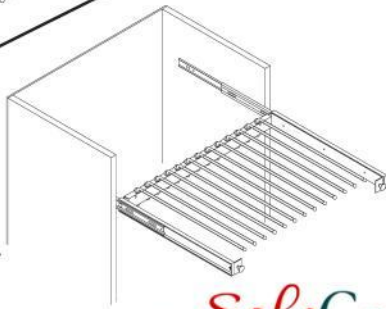


2. Connect Pants Rack with the slides.



Note: PSC-24CR contains 13 pivoting fingers
 PSC-18CR contains 9.

3. Press fit pivoting fingers. Adjust level by slightly bending.
4. Your installation is complete.



an **EefaCo.** Store
 1-877-275-9111