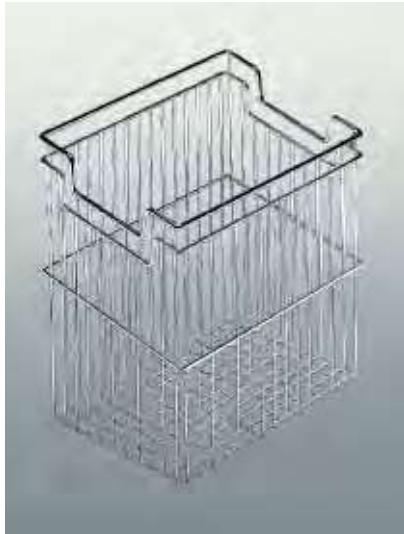
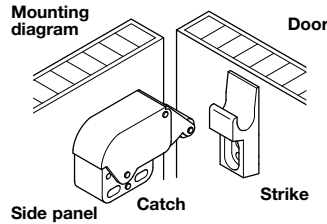


Laundry Hampers

- The door is opened under spring tension by approximately 27° by simply applying pressure directly to the door itself
- The release function can be activated with light pressure on the door
- Door opens automatically
- To close door, light pressure against door is required
- Refer to next page for Flap Stay hardware



Laundry Hamper

- With lowered handles, hangs on mounting rail
- For cabinet width: **300 mm** (11 3/4")
 Capacity: **23.5 liters** (6 gal.)
 Hamper width: **238 mm** (9 3/8")
 Hamper depth: **259 mm** (10 3/16")
 Height: rear **365 mm** (14 3/8")/front **420 mm** (16 1/2")
 Material: steel

Finish	Item No.
chrome-plated	540.02.112

Packing: 1 pc.

- For cabinet width: **450 mm** (17 3/4")
 Capacity: **39 liters** (10 gal.)
 Hamper width: **388 mm** (15 1/4")
 Hamper depth: **259 mm** (10 3/16")
 Height: rear **365 mm** (14 3/8")/front **420 mm** (16 1/2")

Finish	Item No.
chrome-plated	540.02.121

Packing: 1 pc.



Mounting Bracket, for laundry basket

- Screw-mounted
- Width: **214 mm** (8 7/16")
 Spacing between holes: **160 mm** (6 19/64")
 Material: steel

Finish	Item No.
chrome-plated	540.02.194

Packing: 1 pc.


Flap Stays

FLAP-EX

- Particularly suitable for installing in cabinets with laundry hamper on previous page
- The door is opened under spring tension by approximately 27° by applying pressure directly to the door
- When the door is closed, the flap is pushed back into the cabinet and secured by the **Mini Latch**
- For cabinet sizes from **820 mm (32 5/16")** high, **400 mm (15 3/4")** wide inside cabinet depth of at least **270 mm (10 5/8")**

Important:

The hinge with the coil springs is designed to support a particle board front with the maximum dimensions **590 mm (23 1/4")** high, **400 mm (15 3/4")** wide and **19 mm (3/4")** thick and a maximum weight when full of **5 kg (11 lbs)**.



For installation of the front flap, **2 cup hinges** and a **Mini Latch** are required, see below.

The door is opened by pushing against the door panel. The pressure triggers the release spring in the fitting and the door opens automatically. To close the door, slightly press against the door panel.



Flap Hinge "FLAP-EX"

consists of:

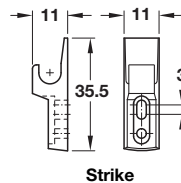
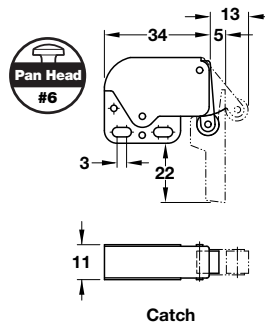
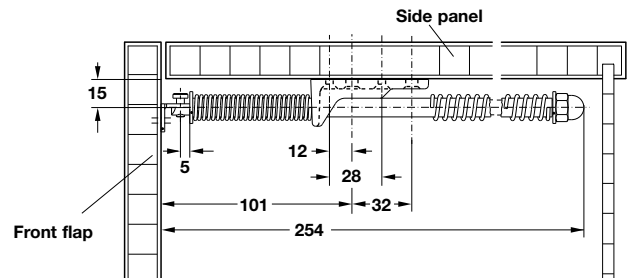
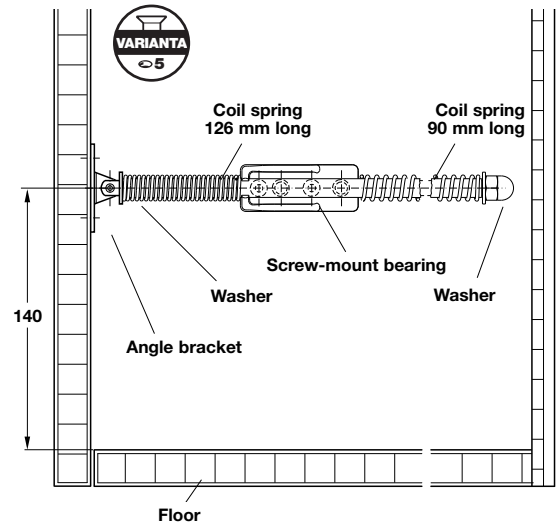
- 1 screw-mount angle bracket, steel
- 1 round rod with plastic sleeve, 2 washers
- 2 coil springs: front = **126 mm (4 15/16")** long
rear = **90 mm (3 9/16")** long
- 1 screw-mount bearing, plastic; Color: white

Finish	Item No.
nickel-plated	365.52.708

*Packing: 10 pcs. (completely assembled)

Mounting instructions:

Screw the angle bracket to front panel and screw-mount bearing to cabinet side panel; see mounting drawing on the right. Push round rod into the screw-on bearing between the two coil springs.



Mini Latch

- Screw-mounted
 - With strike
- Material: Catch: steel
Strike: plastic; Color: white

Finish	Item No.
nickel-plated	245.54.701

*Packing: 50 pcs.

Flat head screws	pages 194–195, 197
Pan head screws	pages 196–197
Varianta screws	page 202

Dimensional data not binding. We reserve the right to alter specifications without notice.